




Arbeidstilsynet

Grunnlag for fastsettelse av grenseverdi

Fosforyltrioklorid

Januar 2021

Revisjon av direktiv 2019/1831/EU – Høringsutkast



Januar 2021
Arbeidstilsynet
Postboks 4720 Torgarden
7468 Trondheim

Tittel: Grunnlag for fastsettelse av grenseverdi for fosforyltriklorid
Revisjon av direktiv 2019/1831/EU – Høringsutkast

Dette dokumentet omhandler det toksikologiske
grunnlaget og vurderinger, samt tekniske og
økonomiske hensyn for fastsettelse av grenseverdi
for fosforyltriklorid.

Innhold

Innhold	3
Forord	4
Innledning	5
1. Stoffets identitet	5
2. Fysikalske og kjemiske data	6
2.1 Forekomst og bruk	6
3. Grenseverdier	6
3.1 Nåværende grenseverdi	6
3.2 Grenseverdi fra EU	7
3.3 Grenseverdier fra andre land og organisasjoner	7
3.5 Biologisk overvåking	8
3.6 Andre reguleringer	8
4. Toksikologiske data og helseeffekter	9
4.1 Anbefaling fra SCOEL	9
4.2 Kommentarer fra TEAN	9
5. Bruk og eksponering	11
5.1 Opplysning fra Produktregistret	11
5.2 Eksponering og måledokumentasjon	11
6. Vurdering	12
7. Konklusjon med forslag til ny grenseverdi, korttidsverdi og anmerkninger	12
8. Ny grenseverdi	12
Referanser	13
Vedlegg 1: SCOEL	14

Forord

Grunnlagdokumenter for fastsettelse av grenseverdier utarbeides av Arbeidstilsynet i samarbeid med Statens arbeidsmiljøinstitutt (STAMI) og partene i arbeidslivet (Næringslivets hovedorganisasjon/Norsk Industri og Landsorganisasjonen i Norge) i henhold til Strategi for utarbeidelse og fastsettelse av grenseverdier for forurensninger i arbeidsatmosfæren.

Dette dokumentet er utarbeidet ved implementering av kommisjonsdirektiv 2019/1831/EU fastsatt 24. oktober 2019 som inneholder den 5. liste med forslag til indikative grenseverdier for 10 stoffer.

EU-rådets direktiv 98/24/EC (Vern av helse og sikkerhet til arbeidstakere mot risiko i forbindelse med kjemiske agenser på arbeidsplassen) av 7. april 1998 stiller krav om at EU- kommisjonen skal legge frem forslag til indikative grenseverdier for eksponering av visse kjemikalier som medlemslandene må innføre på nasjonalt nivå. De nasjonale grenseverdiene kan være høyere enn de som står oppført i direktivet, dersom et medlemsland mener at det er nødvendig av tekniske og/eller økonomiske hensyn, men landene bør nærme seg den indikative grenseverdien. Direktivet stiller krav om at indikative grenseverdier vedtas gjennom kommisjonsdirektiv.

Arbeidstilsynet har ansvaret for revisjonsprosessen og utarbeidelse av grunnlagdokumenter for stoffene som blir vurdert. Det toksikologiske grunnlaget for stoffene i denne revisjonen baserer seg i hovedsak på kriteriedokumenter fra EUs vitenskapskomité for fastsettelse av grenseverdier, Scientific Committee for Occupational Exposure Limits (SCOEL). EU-kommisjonen kan også velge kriteriedokumenter fra andre vitenskapskomiteer, som ECHA sin vitenskapskomite Risk Assessment Committee (RAC). Statens arbeidsmiljøinstitutt ved toksikologisk ekspertgruppe for grenseverdier, TEAN, bidrar med toksikologiske vurderinger i dette arbeidet.

Informasjon om bruk og eksponering i Norge innhentes fra Produktregisteret, og tilgjengelige eksponeringsdata fra virksomheter i ulike næringer fås fra eksponeringsdatabasen EXPO ved STAMI.

Beslutningsprosessen skjer gjennom drøftingsmøter der Arbeidstilsynet, Næringslivets hovedorganisasjon/Norsk Industri og Landsorganisasjonen i Norge deltar, orientering til Regelverksforum, og med påfølgende offentlig høring.

Konklusjonene fra høringen med forskriftsendringer og nye grenseverdier forelegges Arbeids- og sosialdepartementet som tar den endelige beslutningen om forskriftsfastssettelse av grenseverdiene.

Innledning

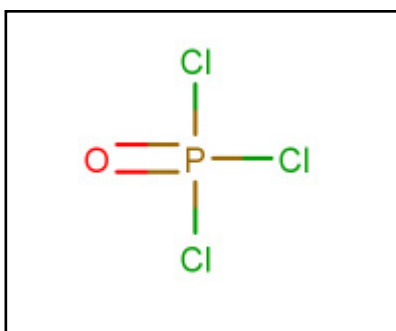
Dette dokumentet omhandler vurderingsgrunnlaget for fastsettelse av grenseverdi for fosforyltriklorid. Innholdet bygger spesielt på anbefalinger fra Scientific Committee on Occupational Exposure Limits (SCOEL) i EU for dette stoffet (vedlegg 1), samt vurderinger og kommentarer fra toksikologisk ekspertgruppe for grenseverdier, TEAN, Statens arbeidsmiljøinstitutt (STAMI).

1. Stoffets identitet

Fosforyltriklorid og dets molekylformel, stoffets identifikasjonsnummer i Chemical Abstract Service (CAS-nr.), European Inventory of Existing Commercial Chemical Substances (EINECS-nr. el. EC-nr.) er gitt i tabell 1. Strukturformel av fosforyltriklorid er vist i figur 1.

Tabell 1. Fosforyltriklorid og dets identitet.

Kjemisk navn	Fosforyltriklorid (Phosphoryl trichloride)
Molekylformel	Cl ₃ OP
Synonymer	fosforoksyklorid Fosforylklorid,
CAS-nr.	10025-87-3
EC-nr.	233-046-7
Index-nr.	015-009-00-5



Figur 1. Strukturformel av fosforyltriklorid

2. Fysikalske og kjemiske data

Det vises til tabell 2 for fysikalske og kjemiske data for fosforyltrioklorid.

Tabell 2. Fysikalske og kjemiske data for fosforyltrioklorid.

Kjemisk formel	Cl ₃ OP
Molekylvekt (g/mol)	153,33
Fysisk tilstand	Fargeløs væske med en stikkende lukt
Smeltepunkt (°C)	1,3
Kokepunkt (101,3 kPa) (°C)	105,8
Tetthet (20 °C) (g/cm ³)	1,65
Damp tetthet (luft = 1)	5,3
Damptrykk (27 °C) (mm Hg)	40
Løselighet i vann	Reagerer med vann
Omregningsfaktor (20 °C) (mg/m ³)	1 ppm = 6,38

Data gitt av TEAN.

2.1 Forekomst og bruk

Fosforyltrioklorid er produsert og/eller importert i det Europeiske økonomiske samarbeidsområdet i 1 - 10 tonn årlig. Dette stoffet brukes av profesjonelle i stort omfang i kjemikalieproduksjon (som intermediet i produksjonen av stoffblandinger eller ompakking), industriell produksjon, forskning og utvikling og helsetjenester. Fosforyltrioklorid brukes i plastprodukter og elastomer tilsetningsstoffer, som til sammen utgjør om lag halvparten av bruken. I tillegg brukes stoffet som funksjonelle væsker som hydrauliske væsker, tilsetningsstoffer i smørende oljer, overflateaktive stoffer og konserveringsmidler, organofosforholdige produkter som pesticider. Det brukes også som laboratoriekjemikalier, pH regulatorer, vannbehandlingsprodukter, halvledere, metallprodukter og produksjon av elektrisk, elektronisk og optisk utstyr. De mest sannsynlige utslipp av fosforyltrioklorid til omgivelsene ved industriell bruk skjer ved blandingsprosesser av kjemikalier og fra produksjonen. Ved innendørs bruk skjer utslipp eksempelvis ved bruk av væsker og vaskemidler til maskinvask, vedlikeholdsprodukter til kjøretøy, maling og grunning og dufttilsetninger til bl.a. luftrensere.

Fosforyltrioklorid kan konverteres ved en multifaset kjemisk syntese til nervegass. Derfor er produksjon og eksport strengt kontrollert av International Chemical Weapons Convention (OECD SIDS 2004).

ECHA har ingen offentlige registrerte data som viser om eller i hvilke kjemiske produkter fosforyltrioklorid kan bli brukt eller hvordan det mest sannsynlig slippes ut i omgivelsene.^{1, 2, 3, 4}

3. Grenseverdier

3.1 Nåværende grenseverdi

Nåværende grenseverdi (8 timer) i Norge med anmerkninger for fosforyltrioklorid er: 0,1 ppm (0,6 mg/m³). Denne grenseverdien ble revidert og fastlagt som administrativ norm i 1984 og senere forskriftsfestet i 2013 i den da nye forskrift om tiltaks- og grenseverdier.

Norge har høyere grenseverdi for fosforyltrioklorid enn den veiledende grenseverdien fra EU. Norge mangler korttidsverdi (SCOEL, ACSH (Advisory Committee on Safety and Health at Work) and TCP (Technical Progress Committee)).

3.2. Grenseverdi fra EU

Basert på anbefalinger fra den europeiske vitenskapskomiteen, SCOELs kriteriedokument av 2016, har EU fastsatt veiledende grenseverdi delvis i tråd med med anbefalingene. Dagens grenseverdi i EU, etter implementering av direktiv 2019/1831/EU fastsatt 24. oktober 2019 (den 5. liste til direktiv 98/37/EC) er:

IOELV (Indicative Occupational Exposure Limit Value) (8-timers TWA) er 0,01 ppm (0,064 mg/m³)

Korttidsgrenseverdi (15-minutters STEL) er 0,02 ppm (0,12 mg/m³).

3.3. Grenseverdier fra andre land og organisasjoner

Grenseverdier fra andre land og organisasjoner er gitt i tabell 3.

Tabell 3. Grenseverdier for fosforyltrioklorid fra andre land og organisasjoner.

Land Organisasjon	Grenseverdi (8 timer)		Korttidsverdi (15 min)		Anmerkning Kommentar
	ppm	mg/m ³	ppm	mg/m ³	
Sverige ¹	0,1	0,6	0,2	1,2	Veiledende korttidsverdi
Danmark ²	0,1	0,6	-	-	
Finland ³	-	-	0,5	2,4	
England ⁴	0,2	1,3	0,6	3,8	
Nederland ⁵	-	0,6	-	-	
Tyskland ⁶	0,2	1,3	-	-	
Frankrike ⁵	0,1	0,6	-	-	
Østerrike ⁵	0,2	1,0	0,8	4	
ACGIH ⁷	0,1		-	-	

¹ Arbetsmiljöverkets Hygieniska gränsvärden AFS 2015:7,

<https://www.av.se/globalassets/filer/publikationer/foreskrifter/hygieniska-gransvar-den-afs-2015-7.pdf>

² At-vejledning, stoffer og materialer - C.0.1, 2007 <https://at.dk/media/5941/c-0-1-graensevaerdilisten-2007-t.pdf>

³ Social og hälsovårdsministeriet, HTP-värden, Koncentrationer som befunnits skadliga, Helsingfors, 2016,

http://julkaisut.valtioneuvosto.fi/bitstream/handle/10024/160972/STM_10_2018_HTPvarden_2018_WEB.pdf?sequence=1&isAllowed=y

⁴ EH40 andre utgave, 2013, <http://www.hse.gov.uk/pubns/priced/eh40.pdf>

⁵ Nederlandsk databank for grenseverdier, http://www.ser.nl/en/oeI_database.aspx;

<https://www.ser.nl/nl/thema/arbeidsomstandigheden/Grenswaarden-gevaarlijke-stoffen/Grenswaarden>

⁶ DGUV (German Social Accident Insurance), GESTIS International limit values, <https://limitvalue.ifa.dguv.de/>

⁷ ACGIH TLVs and BEIs, Threshold Limit Values for Chemical Substances and Physical Agents & Biological Exposure Indices, 2020.

3.4. Stoffets klassifisering

Fosforyltriklorid er klassifisert og merket i henhold til CLP Annex VI (Forordning EC No 1272/2008)¹ (Liste over harmonisert klassifisering og merking av farlige kjemikalier, tabell 3.1). Fosforyltriklorid er klassifisert og merket med koder i henhold til fareklasse, kategori og faresetninger, som gitt i tabell 4.

Tabell 4. Fareklasser, farekategori med forkortelse, merkekoder og faresetninger for fosforyltriklorid²

Fareklasse Farekategori Forkortelse	Merkekode	Faresetning
Akutt giftighet Kategori 4 Acute Tox. 4	H302	Farlig ved svelging.
Etsende/irriterende for huden Kategori 1 Skin Corr. 1A	H314	Gir alvorlige etseskader på hud og øyne.
Akutt giftighet Kategori 2 Acute Tox. 2	H330	Dødelig ved innånding.
Spesifikk målorgantoksisitet – enkel eksponering Kategori 1 STOT RE 1	H372	Forårsaker organskader ved langvarig eller gjentatt eksponering.

¹ CLP ((Forordning (EC) Nr. 1272/2008) <https://echa.europa.eu/information-on-chemicals/cl-inventory-database>

² <http://www.miljodirektoratet.no/Documents/publikasjoner/M259/M259.pdf>

3.5 Biologisk overvåking

For å vurdere grad av eksponering for forurensning i luften på arbeidsplassen kan man anvende konsentrasjonen av forurensningen i arbeidstakerens urin, blod eller utåndingsluft, eller annen respons på eksponeringen i kroppen. EU har satt verdier for dette kalt biologisk grenseverdi (BLV).

SCOEL har ikke fremmet et forslag til biologisk grenseverdi for fosforyltriklorid.

3.6 Andre reguleringer

Det europeiske kjemikaliebyrået ECHA har samlet 40 regelverk i en database med informasjon om hvordan kjemiske stoffer er regulert, og regelverk for de stoffene er søkbare: [ECHA-søk](#).

Stoffer som gir stor grunn til bekymring (SVHC, substances of very high concern) føres opp på kandidatlista i Reach. Stoffene er kandidater til videre regulering. Fosforyltriklorid er ikke oppført på kandidatlista.

SVHC-stoffer som er i omfattende bruk og medfører fare for eksponering av mennesker og miljø føres opp på Reach vedlegg XIV. Virksomheter som fortsatt har behov for å bruke disse stoffene må søke om autorisasjon.

Reach vedlegg XVII inneholder stoffer og stoffgrupper som gir uakseptabel risiko for helse og/eller miljø. Stoffene er helt eller delvis forbudt.

Fosforyltrioklorid er ikke oppført på Reach vedlegg XIV (autorisasjonslisten) eller vedlegg XVII (restriksjonslisten).

4. Toksikologiske data og helseeffekter

4.1 Anbefaling fra SCOEL

SCOEL anbefaler for fosforyltrioklorid en grenseverdi (8-timers TWA) lik 0,01 ppm (0,064 mg/m³) og korttidsgrenseverdi (15-minutters STEL) lik 0,02 ppm (0,13 mg/m³). Se vedlagt SCOEL-dokument «SCOEL/REC/181 Phosphoryl Trichloride» (Vedlegg 1).

4.2 Kommentarer fra TEAN

SCOEL-dokumentet for fosforyltrioklorid er fra 2016¹. TEAN har i tillegg gjennomgått kriteriedokumenter fra OECD SIDS (2004)⁵ og MAK (2016)⁶. Det ble gjort litteratursøk i PubMed, Web of Knowledge and Google Scholar fra 2016. RTECS databasen ble også sjekket. Ingen nyere referanser som vil endre på konklusjonene fra SCOEL ble funnet.

Toksikokinetikk

Ved kontakt med atmosfærisk fuktighet hydrolyseres fosforyltrioklorid til saltsyre og fosforsyre. Halveringstid for fosforyltrioklorid i vann er mindre enn 10 sek. På grunn av stoffets høye reaktivitet og vannløselighet er skader i hovedsak begrenset til øvre og nedre luftveier. Dette inkluderer også lungene hvis eksponeringen økes (OECD SIDS 2004).

Ingen data er tilgjengelige om mulig overgang av ikke-hydrolysert fosforyltrioklorid til systemisk sirkulasjon ved realistiske arbeidsmiljøeksponeringer, men på grunn av høy reaktivitet av stoffet antas dette å være usannsynlig.

Det finnes ingen kvantitative humane, dyreeksperimentelle eller *in vitro* toksikokinetikkdata for fosforyltrioklorid. Fordi fosforyltrioklorid er et kortlivet stoff med lokale effekter, finnes det ingen data på modellering av toksikokinetikk.

Helseeffekter

Akutt toksisitet

Inhalasjon av fosforyltrioklorid i forbindelse med ulykker kan føre til rødme og inflammasjon i øyne, hoste, åndenød/tung pust, svimmelhet og korrosjon i luftveier, som ofte følges av inflammasjon i lungene. Skummende, og noen ganger blodig, sputum kan observeres. Skader kan vedvare i uker eller måneder. Etter oralt inntak kan fosforyltrioklorid forårsake alvorlig vevsskade i mage-tarmkanal.

Inhalasjon av stoffet i rotte og hamster bekrefter effekter på lunge og lungeepitel, i tillegg til ødemer og blødning. Toksiske effekter på enzymsystemer ble observert etter intraperitoneal administrasjon av fosforyltrioklorid.

Kroniske skader på lunge ble observert etter oral eksponering av rotte for fosforyltrioklorid (≥ 50 mg/kg).

Repetert eksponering

Symptomer blant arbeidere som ble eksponert for fosforyltrioksid i luft (hovedsakelig i konsentrasjoner 1,5-3 ppm, men i noen tilfeller opp til 11 ppm) omfattet irritasjon i øye og luftveier, hoste, akutt åndenød og astmatisk bronkitt. Økt nivå av hvite blodceller ble beskrevet blant arbeidere som var eksponert i minst ett år. Disse skadene var i mange tilfeller irreversible gjennom observasjonsperioden. Eksponerte arbeidstakere er også rapportert å ha høyere hyppighet av tetthet i brystet og tungpustethet. Ved oppfølgingsundersøkelser etter 2 år hadde eksponerte arbeidere fortsatt åndedrettsplager. Disse plagene minner om tilstanden RADS.

Repetert inhalasjonseksponering av rotter og marsvin for fosforyltrioksid (0,08 og 0,2 ppm, 4 timer/dag, 5 dager/uke i 4 uker, med en etterfølgende 4-måneders observasjonsperiode) viste vekttap, endringer i pusterate og oksygenforbruk, samt irritasjon i luftveier. Ved den høyeste dosen fant man alvorlig luftveisirritasjon, fulgt av kronisk rhinitt og slimhinnebetennelse i luftrør og bronkier. Ved denne konsentrasjon ble det også funnet dystrofi i lever, hjerne og nyre, sammen med cytogenetiske forandringer i benmarg. Ved den høyeste dosen var mange av effektene irreversible, hvorimot alle dyr eksponert for den lave dosen kom seg helt etter 4-måneders observasjonsperiode (Molodkina 1971, Roshchin and Molodkina 1977; referert i SCOEL). Disse studiene brukes av SCOEL for å sette forslag til grenseverdi.

I inhalasjonsforsøk med rotter og mus ga saltsyre liknende effekter, med en NOAEC < 10ppm.

Irritasjon og etsning

Rødme, inflammasjon og korrosjon har blitt observert etter uhell med eksponering av human hud for fosforyltrioksid. Inhalasjon av stoffet resulterer i alvorlig irritasjon i slimhinner og øyne. Stoffet kan også føre til alvorlig irritasjon og korrosjon i luftveiene, etterfulgt av inflammasjon i lunger og bronkier. Lungeødem er også beskrevet.

Terskel for irritasjon (subjektivt ubehag) ble bestemt til 0,157 ppm etter 1 min. eksponering av frivillige forsøkspersoner. SCOEL bruker dette til anbefaling av korttidsverdi (STEL). De bakenforliggende studiene, som er av eldre dato, blir dog av SCOEL vurdert som dårlig dokumentert.

Dyrestudier bekrefter humane funn i tillegg til alvorlige etseskader i hud hos kanin og mus etter applisering av uforynnnet fosforyltrioksid.

Sensibilisering

Ingen data er tilgjengelige for sensibiliserende effekt av fosforyltrioksid. Saltsyre er negativt i sensibiliseringstester på marsvin og mus.

Gentoksisitet og karsinogenisitet

Det finnes ingen humane studier av gentoksisitet og tilgjengelige dyrestudier er svake.

In vitro studier med fosforyltrioksid var negative. Det samme gjelder for hydrolyseproduktene saltsyre og fosforsyre, med unntak av en enkelt studie som indikerte kromosomavvik etter eksponering for saltsyre i hamsterceller. Det anses dog for usannsynlig at eksponering for fosforyltrioksid kan resultere i systemiske endringer av pH i en grad som kan føre til effekter i distale vev eller organer.

Ingen humane eller dyreeksperimentelle studier om karsinogenisitet av fosforyltrioksid er tilgjengelige. Selv om dette er mangelfullt studert, er det ingen klare indikasjoner på karsinogenisitet av saltsyre.

Reproduksjonsskade

Ingen studier er tilgjengelige om reproduksjonsskadelige effekter av fosforyltrioksid, saltsyre eller fosforsyre.

Kritisk effekt

Med basis i OECD SIDS (2004) vurderer SCOEL at kritisk effekt av fosforyltriklorid er irritasjon. Subkronisk inhalasjon av rotter (4 måneder, 4 timer/dag, 5 dager/uke) for 0,08 ppm fosforyltriklorid resulterte i milde og reversible effekter (vekttap, respiratorisk irritasjon og økt vekt av nyrer). Denne konsentrasjon ble karakterisert som «nær kronisk terskel» og ble av OECD SIDS (2004) regnet som LOAEC for fosforyltriklorid.

MAK (2016) er enig i SCOELs vurdering i at irritasjon er kritisk effekt. MAK benytter humane data som indikerer at fosforyltriklorid har en fem ganger sterkere irritativ effekt sammenliknet med fosfortriklorid. Ettersom MAK-verdien for fosfortriklorid er 0,1 ppm blir MAK-verdien for fosforyltriklorid 0.02 ppm.

TEANs vurdering

TEAN er enig med SCOELs vurdering at kritisk effekt av fosforyltriklorid er irritasjon.

Norsk grenseverdi for fosforyltriklorid er per i dag 0,1 ppm (0,6 mg/m³). TEAN er enig i SCOELs vurdering at LOAEC for respiratorisk irritasjon er 0,08 ppm, basert på subkronisk inhalasjon i rotter. Med bruk av usikkerhetsfaktorer blir SCOELs anbefaling for grenseverdi (OEL) for fosforyltriklorid 0,01 ppm (0,064 mg/m³), hvilket vil medføre en 10x reduksjon av Norges nåværende grense. TEAN støtter SCOELs anbefaling grunnet i sterk irriterende effekt av fosforyltriklorid i øvre og nedre luftveier, samt øyne.

SCOEL anbefaler en korttidsverdi på 0,02 ppm (0,13 mg/m³) for å beskytte mot subjektivt ubehag, men anfører dog at de bakenforliggende studiene er dårlig dokumentert. Originalstudiene har ikke vært tilgjengelige for TEAN. TEAN vil på grunnlag av den irriterende effekten av fosforyltriklorid anbefale en korttidsverdi, men anser at grunnlaget er for dårlig til å fastsette en verdi.

5. Bruk og eksponering

5.1. Opplysning fra Produktregistret

Det foreligger ikke tilstrekkelig data for fosforyltriklorid i Produktregisteret, og data kan derfor ikke fremlegges.

5.2. Eksponering og måledokumentasjon

5.2.1. EXPO-data

Det foreligger ikke eksponeringsdata for fosforyltriklorid på STAMIs eksponeringsdatavbase EXPO.

5.2.2. Prøvetakings- og analysemetode

I tabell 8 er anbefalte metoder for prøvetaking og analyser av fosforyltriklorid presentert.

Tabell 8. Anbefalte metoder for prøvetaking og analyse av fosforyltriklorid.

Prøvetakingsmetode	Analysemetode	Referanse
Impigner med H ₂ O	Spektrofotometer	NIOSH 6402 ¹

¹ <https://www.epa.gov/sites/production/files/2015-07/documents/niosh-6402.pdf>

6. Vurdering

TEAN er enig med SCOEL om at kritisk effekt av eksponering for fosforyltriklorid er irritasjon. I dag er norsk grenseverdi (8-timer) for fosforyltriklorid 0,1 ppm (0,6 mg/m³), men det finnes ingen korttidsverdi eller anmerkning.

Direktiv 2019/1831/EU anbefaler en veiledende grenseverdi (8-timer) på 0,01 ppm (0,064 mg/m³) og korttidsverdi (15-minutters STEL) på 0,02 ppm (0,12 mg/m³). Direktivets indikative grenseverdier er basert på SCOELs anbefalinger. SCOEL anbefaler en korttidsverdi på 0,02 ppm (0,13 mg/m³) for å beskytte mot sterk irriterende effekt av fosforyltriklorid i øvre og nedre luftveier og i øyne. Imidlertid anfører SCOEL at de bakenforliggende studiene er dårlig dokumentert.

TEAN er enig i SCOELs vurdering av at LOAEC (Lowest Observed Adverse Effekt Concentration) for respiratorisk irritasjon er 0,08 ppm, basert på subkronisk inhalasjon i rotter. TEAN vil på grunnlag av den irriterende effekten av fosforyltriklorid anbefale en korttidsverdi, men anser at grunnlaget er for dårlig til å fastsette en tallfestet verdi. Arbeidstilsynet har derfor valgt å følge SCOELs anbefaling for korttidsverdi.

Anbefalte grenseverdier fra Direktivet og SCOEL vil medføre en betydelig reduksjon av Norges nåværende grenseverdi. Det foreligger ingen eksponeringsdata fra EXPO eller data fra produktregisteret som tilsier at norske virksomheter ikke kan redusere grenseverdiene som foreslås.

7. Konklusjon med forslag til ny grenseverdi, korttidsverdi og anmerkninger

På bakgrunn av foreliggende dokumentasjon om fosforyltriklorid, og en avveining mellom de toksikologiske dataene, eksponeringsdata, data om forekomst og bruk i Norge (dvs. tekniske og økonomiske hensyn), støtter Arbeidstilsynet at dagens grenseverdi senkes og at korttidsgrenseverdi og anmerkninger innføres.

Nye grenseverdier og anmerkninger for fosforyltriklorid som anbefales:

Grenseverdi (8-timers TWA): 0,01 ppm (0,064 mg/m³)

Korttidsgrenseverdi (15 min STEL): 0,02 ppm (0,12 mg/m³)

Anmerkningene: E (EU har en veiledende grenseverdi for stoffet) og S (Korttidsverdi er en verdi for gjennomsnittskonsentrasjonen av et kjemisk stoff i pustesonen til en arbeidstaker som ikke skal overskrides i en fastsatt referanseperiode. Referanseperioden er 15 minutter hvis ikke annet er oppgitt).

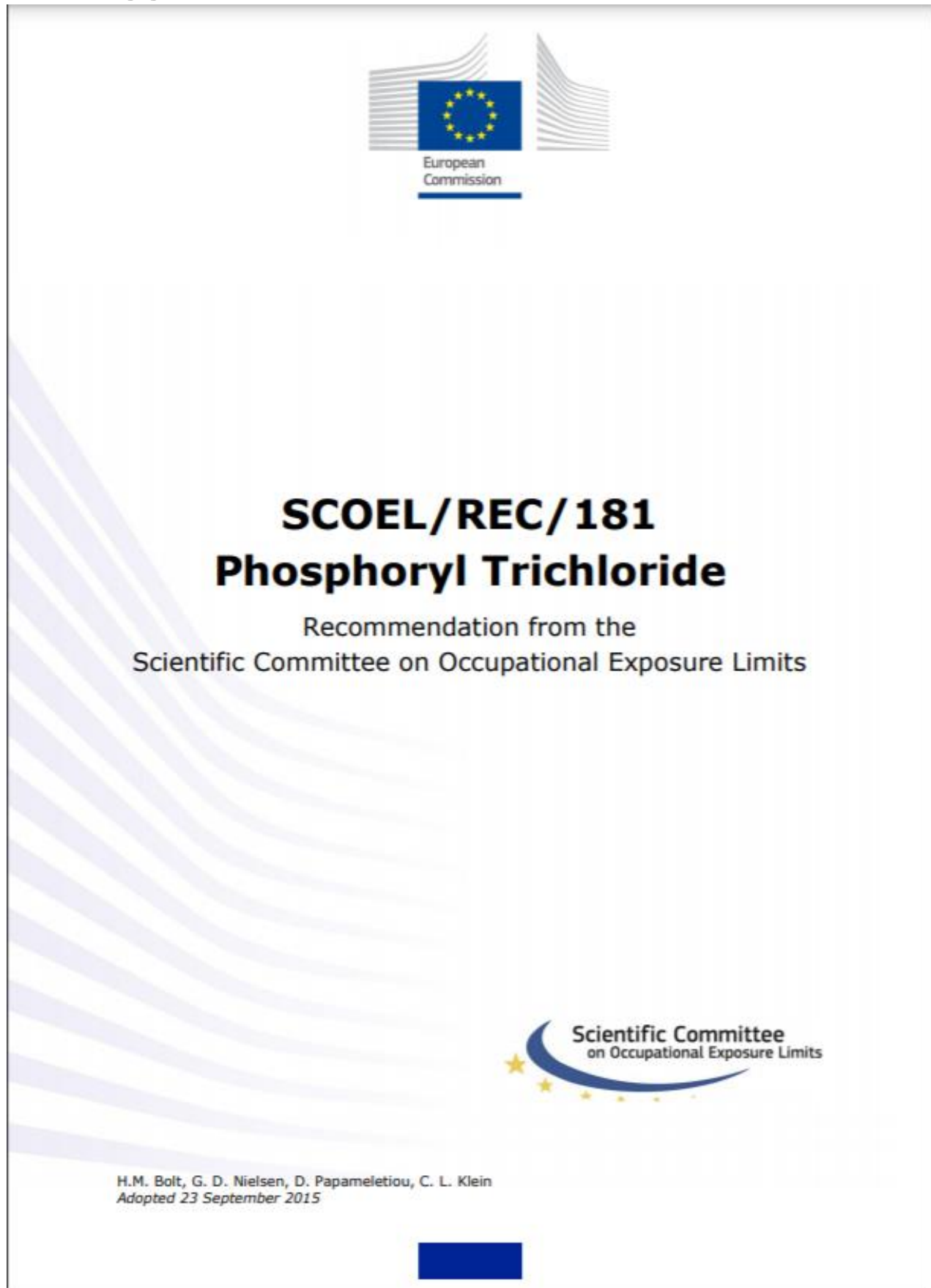
8. Ny grenseverdi

Dette kapittelet utarbeides etter at ASD har fastsatt den nye grenseverdien – altså etter drøftingene med partene, høringsen og endelig forslag fra Arbeidstilsynet.

Referanser

1. SCOEL. 2016. Recommendation from the Scientific Committee on Occupational Exposure Limits. Phosphoryl Trichloride.
2. ACGIH. Phosphorus trichloride. Documentation of the Threshold Limit Values and Biological Exposure Indices, 6th ed. Cincinnati, Ohio: American Conference of Governmental Industrial Hygienists Inc. 1991:1261-1262.
3. Arbetslivsinstitutet, Vetenskapliga Underlag för Hygieniska Gränsvärden, 1999.
https://gupea.ub.gu.se/bitstream/2077/4205/1/ah1999_25.pdf
4. ECHA. <https://echa.europa.eu/substance-information/-/substanceinfo/100.030.030>
5. OECD SIDS, Organisation for Economic Co-Operation and Development (2004). Screening information data set for phosphoryl trichloride, 10025-87-3. UNEP Publications.
6. The MAK Collection for Occupational Health and Safety (2016). Phosphorylchlorid. Vol. 1, No 1, pp. 252-57. doi: 10.1002/3527600418.mb1002587d0060

Vedlegg 1: SCOEL



SCOEL/REC/181 Phosphoryl Trichloride

EUROPEAN COMMISSION

Directorate-General for Employment, Social Affairs and Inclusion
Directorate B – Employment
Unit B.3 – Health and safety

Contact: Dr. Christoph Klein

E-mail: EMPL-SCOEL@ec.europa.eu
Christoph.Klein@ec.europa.eu

European Commission
B-1049 Brussels

SCOEL/REC/181 Phosphoryl Trichloride

SCOEL/REC/181

Phosphoryl Trichloride

Recommendation from the
Scientific Committee on Occupational Exposure Limits

EUROPEAN COMMISSION

Directorate-General for Employment, Social Affairs and Inclusion
Scientific Committee on Occupational Exposure Limits

2016

***Europe Direct is a service to help you find answers
to your questions about the European Union.***

Freephone number (*):

00 800 6 7 8 9 10 11

(*): The information given is free, as are most calls (though some operators, phone boxes or hotels may charge you).

LEGAL NOTICE

This document has been prepared for the European Commission however it reflects the views only of the authors, and the Commission cannot be held responsible for any use which may be made of the information contained therein.

More information on the European Union is available on the Internet (<http://www.europa.eu>).

Luxembourg: Publications Office of the European Union, 2016

ISBN: 978-92-79-64141-1 (PDF)

doi: 10.2767/574967 (PDF)

© European Union, 2016

Reproduction is authorised provided the source is acknowledged.

Contents

1. CHEMICAL AGENT IDENTIFICATION AND PHYSICO-CHEMICAL PROPERTIES	12
2. EU HARMONISED CLASSIFICATION AND LABELLING	13
3. CHEMICAL AGENT AND SCOPE OF LEGISLATION	14
4. EXISTING OCCUPATIONAL EXPOSURE LIMITS	14
EU-countries	14
Non EU-countries	15
5. OCCURRENCE, USE AND OCCUPATIONAL EXPOSURE	15
5.1. Occurrence and use	15
5.2. Production and use information	15
5.3. Occupational exposure	16
5.4. Routes of exposure and uptake	17
6. MONITORING EXPOSURE	17
7. HEALTH EFFECTS	18
7.1. Toxicokinetics (absorption, distribution, metabolism, excretion)	18
7.1.1. Human data	18
7.1.2. Animal data	18
7.1.3. In vitro data	18
7.1.4. Toxicokinetic modelling	18
7.1.5. Biological monitoring	18
7.2. Acute toxicity	19
7.2.1. Human data	19
7.2.2. Animal data	19
7.3. Specific Target Organ Toxicity/Repeated Exposure	21
7.3.1. Human data	21
7.3.2. Animal data	22
7.3.3. In vitro data	22
7.4. Irritancy and corrosivity	23
7.4.1. Human data	23
7.4.2. Animal data	23
7.4.3. In vitro data	24
7.5. Sensitisation	24
7.5.1. Human data	24
7.5.2. Animal data	24
7.5.3. In vitro data	24
7.6. Genotoxicity	24
7.6.1. Human data	24
7.6.2. Animal data	24
7.6.3. In vitro	25
7.7. Carcinogenicity	25
7.7.1. Human data	25
7.7.2. Animal data	25
7.8. Reproductive toxicity	26

SCOEL/REC/181 Phosphoryl Trichloride

7.8.1. Human data	26
7.8.2. Animal data	26
7.8.3. In vitro data	26
7.9. Mode of action and adverse outcome pathway considerations.....	26
7.10. Lack of specific scientific information	26
8. GROUPS AT EXTRA RISK	27
9. REFERENCES.....	28

SCOEL/REC/181 Phosphoryl Trichloride

**RECOMMENDATION FROM THE
SCIENTIFIC COMMITTEE ON OCCUPATIONAL
EXPOSURE LIMITS
FOR
PHOSPHORYL TRICHLORIDE**

8-hour TWA:	0.01 ppm (0.064 mg/m ³)
STEL:	0.02 ppm (0.13 mg/m ³)
BLV:	-
Additional categorisation:	-
Notation:	-

The present Recommendation was adopted by SCOEL on 2015-09-23

This evaluation is based on the references cited in these reviews and a PubMed search. This Recommendation is based on Greim (2001), Henschler (1984), OECD SIDS (2004) and other sources as referenced.

RECOMMENDATION EXECUTIVE SUMMARY

Outcome Considerations

The critical effect of phosphoryl trichloride is irritation of the upper and lower respiratory tract and the eyes. The chemically related substance phosphorus trichloride exerts similar effects. In addition to its hydrolysis products, hydrochloric acid and phosphoric acid, it is reasonable that the chemical reactivity of phosphoryl trichloride itself contributes to its irritating properties.

Key toxicity data from animal experiments are in agreement with limited human data, although these are not well documented. As the animal and human data support each other in principle, SCOEL considers the available total data set as a sufficient basis for recommending an OEL. As explained in Section 7.3.2, subchronic inhalation of rats (4 months, 4 hours/day, 5 days/week) to 0.08 ppm phosphoryl trichloride resulted in mild and reversible effects (weight loss, respiratory irritation and increased kidney weight). This exposure level was therefore addressed by OECD as a LOAEC.

Derived Limit Values

Taking this LOAEC as value for the critical effect and considering a similar sensitivity of rats and humans, an OEL (8-hour TWA) of 0.01 ppm would provide a sufficient margin of exposure [i.e. factors of 3 for LOAEC instead of NOAEC, 3 for duration (subchronic vs. chronic), rounded to 0.01 ppm].

In addition, a STEL should be provided because of local irritancy. The available limited human data (Section 7.4.1) indicate that a short-term exposure of volunteers to 0.157 ppm phosphoryl trichloride for 1 minute led to "reported discomfort". Along with these data and the animal sub-chronic inhalation data, it appears reasonable that a STEL of 0.02 ppm is protective against short-term irritancy of phosphoryl trichloride for 15 minutes although the data base is limited. This would allow an excursion factor of 2, compared to the recommended OEL.

Phosphoryl trichloride was not mutagenic in an Ames test, with and without metabolic activation. In general, because of its rapid decomposition to hydrochloric and phosphoric acid after absorption, no carcinogenic effect should be expected (OECD SIDS 2004). A systemic genotoxic potential of phosphoryl trichloride in somatic or germ cells is unlikely.

There are no data on reproductive toxicity of phosphoryl trichloride. However, it can reasonably be assumed that inhaled phosphoryl trichloride, because of its reactivity and instability in aqueous systems (Section 7.1), will not reach the reproductive organs. The recommended OEL is in an order of magnitude at which the hydrolysis products, hydrochloric acid and phosphoric acid, are easily buffered by the physiological buffering systems. Therefore, no reproductive toxicity is to be expected at the recommended OEL.

Notations

There is no information on the skin sensitising properties of phosphoryl trichloride. No notations are assigned.

Biological Monitoring

Biological monitoring is not relevant for Phosphoryl trichloride as local irritant.

Measurement and measurement systems

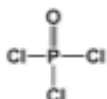
Analytical measurement systems exist to determine the recommended levels with an appropriate level of precision and accuracy. Phosphoryl trichloride can be analysed in the workplace air by ion chromatography (Zhao et al. 2011). However, this method is non-specific, because it is based on conversion into hydrochloric acid and quantitation of the latter.

**RECOMMENDATION FROM THE
SCIENTIFIC COMMITTEE ON OCCUPATIONAL
EXPOSURE LIMITS
FOR
PHOSPHORYL TRICHLORIDE**

RECOMMENDATION REPORT

1. CHEMICAL AGENT IDENTIFICATION AND PHYSICO-CHEMICAL PROPERTIES

Name: Phosphoryl trichloride
Synonyms: Phosphoric trichloride (PTC); phosphoryl chloride;
phosphorus oxychloride; trichlorophosphine oxide;
phosphorus oxytrichloride; trichlorophosphorus oxide
Molecular formula: POCl₃
Structural formula:



EC No.: 233-046-7
CAS No.: 10025-87-3
Molecular weight: 153.35 g/mol
Conversion factors: 1 ppm = 6.36 mg/m³
(20 °C, 101.3kPa) 1 mg/m³ = 0.157 ppm

Note:

Phosphoryl trichloride is a colourless, fuming liquid with a sharp, penetrating odour. The concentration of saturated vapours is higher than 2 000 mg/m³. In water, phosphoryl trichloride spontaneously degrades by hydrolysis. Vapours of phosphoryl trichloride hydrolyse on contact with moisture in the air. The substance is not flammable.

SCOEL/REC/181 Phosphoryl Trichloride

2. EU HARMONISED CLASSIFICATION AND LABELLING

Information about the EU harmonized classification and labelling for Phosphoryl trichloride is provided by ECHA (2015), as summarized in Tables 1 and 2.

Table 1: Phosphoryl trichloride: Classification according to part 3 of Annex VI, table 3.1 (list of harmonised classification and labelling of hazardous substances of Regulation (EC) No 1272/2008 (ECHA 2015).

Index no.	Internat. Chemical Identification	EC no.	CAS no.	Classification		Labelling			Spec. Conc. Limits, M-factors	Notes
				Hazard Class & Category Code (s)	Hazard statement code (s)	Pictogram Signal Word Code (s)	Hazard statement code (s)	Suppl. Hazard statement code (s)		
015-009-00-5	Phosphoryl trichloride	233-046-7	10025-87-3	Acute Tox 4	H302	GHS06	H302	EUH014 EUH029		
				Skin Corr. 1A	H314	GHS05	H314			
				Acute Tox. 2	H330	GHS08	H330			
				STOT RE 1	H372	Dgr	H372			

Acute Tox.4

H302

Harmful if swallowed

Skin Corr. 1A

H314

Causes severe skin burns and eye damage

Acute Tox. 2

H330

Fatal if inhaled

STOT RE 1

H372

Causes damage to organs through prolonged or repeated exposure (respiratory tract, inhalation)

Table 2: Phosphoryl trichloride. Classification according to part 3 of Annex VI, table 3.2 (list of harmonised classification and labelling of hazardous substances from Annex I of Council Directive 67/548/EEC of Regulation (EC) No 1272/2008; DSD classification (table 3.2) (ECHA 2015).

Classification	Risk Phrases	Safety Phrases	Indication of danger	Concentration Limits	
				Concentration	Classification
R14	14	(1/2)		-	-
T+; R26	22	7/8			
T; R48/23	26	26	T+		
Xn; R22	35	36/37/39	C		
C; R35	48/23	45			
R29					

3. CHEMICAL AGENT AND SCOPE OF LEGISLATION

Phosphoryl trichloride is a hazardous chemical agent in accordance with Article 2 (b) of Directive 98/24/EC and falls within the scope of this legislation.

Phosphoryl trichloride is not a carcinogen or mutagen for humans in accordance with Article 2(a) and (b) of Directive 2004/37/EC.

4. EXISTING OCCUPATIONAL EXPOSURE LIMITS

Occupational exposure limits for Phosphoryl trichloride exist in a number of countries, as shown in Table 3. An IOELV (indicative occupational exposure limit value) has been adopted at EU level, and national limit values will exist in all Member States. The values presented below represent examples and are not an exhaustive listing of all limit values within the EU and other countries. In addition to the OELs, there are no biological threshold limit values established.

Table 3: Existing OELs for phosphoryl trichloride; adapted from the GESTIS database (GESTIS 2015).

EU-countries	TWA (8 hrs)		STEL (15 min)		References
	ppm	mg/m ³	ppm	mg/m ³	
Austria	0.2	1	0.8	4	GKV (2011)
Belgium	0.1	0.64			RD (2014)
Denmark	0.1	0.6	0.2	1.2	BEK (2011)
European Union	0.01	0.064	0.02	0.13	SCOEL (2016)
Finland			0.5	2.4	MoSH (2012)
France	0.1	0.6			INRS (2012)
Germany (AGS)	0.2	1.3	0.2	1.3	BAUA (2006)
Germany (DFG)	0.2	1.3	0.2	1.3	DFG (2014)
Ireland	0.2	1.2	0.6	3.6	HSA (2011)
Latvia		0.05			GESTIS (2015)
Spain	0.1	0.64			INSHT (2011)
Sweden	0.1	0.6	0.2	1.2	SWEA (2011)
United Kingdom	0.2	1.3	0.6	3.8	HSE (2011)

SCOEL/REC/181 Phosphoryl Trichloride

Non EU-countries	ppm	mg/m ³	ppm	mg/m ³	
Australia	0.1	0.63			Safe Work Australia (2011)
Canada (Ontario)	0.1	0.6	0.5	3	Ontario Ministry of Labour (2013)
Canada (Québec)	0.1	0.63			IRSST (2010)
China		0.3		0.6	GESTIS (2015)
New Zealand	0.1	0.63			HS (2013)
Singapore	0.1	0.63			GESTIS (2015)
South Korea	0.1	0.6	0.5	3	GESTIS (2015)
Switzerland	0.1	0.6	0.1	0.6	SUVA (2015)
USA (NIOSH)	0.1	0.6	0.5	3.0	NIOSH (2007)

5. OCCURRENCE, USE AND OCCUPATIONAL EXPOSURE

5.1. Occurrence and use

Phosphoryl trichloride does not occur naturally and is not found in the environment, because it is completely hydrolyzed in water within less than 10 s at 20 °C (via the hydrolysis intermediate phosphorodichloric acid), forming phosphoric acid and hydrochloric acid (WHO 1989). Consequently, it is not considered a persistent chemical. When it is released from anthropogenic sources, it readily dissociates. Any emission into water, air, or the terrestrial compartment results in the formation of the hydrolysis products causing a pH shift, which determines the impact of phosphoryl trichloride on aquatic life (OECD SIDS 2004).

5.2. Production and use information

Phosphoryl trichloride is a large-volume chemical produced and used worldwide (OECD SIDS 2004). It can be manufactured using different methods:

1. by a radical reaction of phosphorus trichloride with oxygen while cooling (Buechel et al., 2000). The reaction is accelerated by carrying it out under pressure and can be performed either continuously or batchwise. Air can be used instead of oxygen (Riess 2002). The presence of orthophosphoric acid has a catalytic effect, while traces of sulfur, sulfur compounds, and heavy metals (e.g. iron, copper, cobalt) decrease the reaction rate (Buechel et al. 2000, Riess 2002);

SCOEL/REC/181 Phosphoryl Trichloride

2. by heating a mixture of anhydrous phosphorus pentoxide and phosphorus pentachloride (Buechel et al. 2000). The use of the expensive phosphorus pentachloride can be avoided by using a mixture of the trichloride and chlorine with the pentoxide. Raw phosphoryl trichloride is purified by fractional distillation. It is not known, whether phosphoryl trichloride is still industrially produced using this method (OECD SIDS 2004).

In the chemical industry phosphoryl trichloride is also formed as a by-product of the industrial synthesis of organic acid chlorides by reaction of free acid with phosphorus pentachloride (Oltramare et al. 1975).

The global production capacity of phosphoryl trichloride was estimated to be 200 000 tonnes for about 15 producers in 2002 (OECD SIDS 2004). Approximately 150 000 tonnes/year of the manufacturing capacity are in the OECD countries and 50 000 tonnes/year in non-member countries. In 1995 the phosphoryl trichloride manufacturing capacities were about 39 900 tonnes in the USA, 100 000 tonnes in Western Europe, and 30 000 tonnes in Japan. In Western Europe in 2004 there were 4 producers of phosphoryl trichloride. Three of them had production plants in Germany.

As far as the uses of phosphoryl trichloride are concerned, because of its high reactivity, it has a large number of applications in chemical processes, mainly as an intermediate in the manufacturing of the following products (OECD SIDS 2004, ACGIH 2010, HJDH 2001, WHO 1989):

- plastics and elastomers additives (55 % of the total amount produced)
- lubricant oil additives (4 %)
- surfactants and sequesterants (2 %)
- organophosphorous compound such as pesticides (7 %)
- functional fluids, e.g. phosphate ester hydraulic fluids (22 %)

The miscellaneous uses account for 10% and may include the following:

- chlorinating agent,
- catalyst,
- semiconductors,
- phosphorus oxychloride, surfactants and stabilizers,
- production of special metallic deposits,
- manufacture of organophosphines,
- solvent in cryoscopy (anhydrous solvent; O'Neil 2006).

Phosphoryl trichloride can be converted by multistage-chemical synthesis to nerve gases. Therefore, the production and export is stringently controlled under the International Chemical Weapons Convention (OECD SIDS 2004).

5.3. Occupational exposure

Background concentrations in a phosphoryl trichloride production plant were mostly below the detection limit, but workers were exposed to 10–20 mg/m³ (1.5–3 ppm) of this substance during loading operations (Sassi 1954).

Total shift workplace air measurements of phosphoryl trichloride were performed in a Bayer Chemicals (2004) processing plant; only 3 values (0.03–0.1 mg/m³) of 18 were above the detection limit (0.02–0.1 mg/m³).

Workplace air concentrations were measured in a chemical plant in Switzerland where an organic acid chloride was produced from the free acid by reaction with phosphorus pentachloride. The following concentrations were measured: in the vicinity of a centrifuge during cleaning 0.2 mg/m³, during evacuation 0.9 mg/m³, and after opening 7.9 mg/m³ (OECD SIDS 2004, Oltramare et al. 1975).

5.4. Routes of exposure and uptake

The dermal contact and inhalation are the primary routes of exposure. Contact with the skin and eye can cause severe chemical burns and corrosive injuries.

Since phosphoryl trichloride hydrolyzes rapidly in the environment, bioaccumulation is negligible.

During manufacturing and processing of phosphoryl trichloride, it is assumed that workers may be exposed only to some minor levels because releases into the workplace are controlled by the closed manufacturing systems applied (OECD SIDS 2004). On the other hand, the pattern of exposure in the workplace is usually difficult to define because phosphoryl trichloride, when released, it volatilizes and hydrolyses rapidly and accurate estimates of workers exposure levels are difficult to obtain.

Furthermore, exposure the general population may occur only as a consequence of accidental releases. However, due to the short half-life of phosphoryl trichloride in the environment, its impact is expected to be negligible (WHO 1989).

6. MONITORING EXPOSURE

For phosphoryl trichloride there are no standardised air monitoring methods available neither from OSHA, NIOSH or DFG-MAK (NIOSH 2015; Parlar and Hartwig 2015). It is difficult to measure phosphoryl trichloride levels in the air because of their reactivity with atmospheric moisture. Existing analytical methods do not distinguish between phosphoryl trichloride and its hydrolysis products (WHO 1989).

A possible method to consider is described by Zhao et al. (2011) according to which phosphoryl trichloride is analysed in the workplace air by ion chromatography. The phosphoryl trichloride is collected and turned into hydrochloric acid, then separated and detected with a conductivity detector, qualified by elution time and quantified by peak height or peak area. The detecting limit of the method was 0.12 µg/ml and the recovery was 97.8% - 103.8%. All parameters of the method meet the requirements of GBZ/T 210.4-2008 "Guide for establishing occupational health standards - Part 4: Determination methods of air chemicals in workplace (Chinese Edition)". However, this method is non-specific, because it is based on conversion into hydrochloric acid and quantitation of the latter.

7. HEALTH EFFECTS

7.1. Toxicokinetics (absorption, distribution, metabolism, excretion)

On contact with atmospheric moisture, phosphoryl trichloride degrades to hydrochloric acid and phosphoric acid (Majzoubi et al. 2009). The half-life of phosphoryl trichloride in pure water is less than 10 seconds (Riess 2002). Approximately 15 % of the substance is hydrolysed in the atmosphere (Weeks et al. 1964). Additional hydrolysis is expected by reaction of the substance with the humid environment in the respiratory tract and following dissolution in the mucous membranes (Payne et al. 1993). The velocity and rate of hydrolysis are limiting factors for the distribution of phosphoryl trichloride in the organism. Thus, the damage caused by phosphoryl trichloride is mainly restricted to the respiratory tract including the pulmonary region, if exposure is increased (no quantitative data are available; for further details, see Section 7.2) (OECD SIDS 2004).

No data were available on the – very improbable – possibility of penetration of unhydrolysed phosphoryl trichloride into the systemic circulation at realistic exposure concentrations.

7.1.1. Human data

No quantitative data on the toxicokinetics of phosphoryl trichloride in humans were found.

7.1.2. Animal data

No quantitative data were available on uptake, distribution, metabolism, and elimination of phosphoryl trichloride in experimental animals.

7.1.3. In vitro data

There are no in vitro data on toxicokinetics.

7.1.4. Toxicokinetic modelling

There are no data on toxicokinetic modelling (short living compound with local action).

7.1.5. Biological monitoring

Biological monitoring is not relevant for this locally acting substance (local irritant).

7.2. Acute toxicity

7.2.1. Human data

Phosphoryl trichloride has a strong irritating effect on mucous membranes and on the eyes (for details, see Section 7.4).

One study (Payne et al. 1993) describes effects on some people who were exposed to phosphoryl trichloride and its hydrolysis products by an explosion. Three workers who were exposed from a few seconds up to ca. half a minute, and who died within 24 hours, had severe skin burns, ulcerated eyes, inflamed bronchi and pulmonary oedema. Ulcerated eyes, respiratory passages and skin were also seen in one surviving worker who was exposed for several seconds. Concentrations during the first 120 seconds were roughly estimated to have been about 36 800 mg/m³ of phosphoryl trichloride.

Toxic symptoms after acute, accidental inhalation of phosphoryl trichloride are redness and inflammation of the eyes, cough, dyspnoea, vertigo and corrosion of the respiratory tract often accompanied by inflammation of the lung (Buess and Lerner 1956, Rosenthal et al. 1978, Vaubel 1903). A characteristic symptom of acute poisoning with phosphoryl trichloride is severe lung damage (Henschler 1984). In many cases, foamy or sometimes even bloody sputum was observed (Rumpf 1908). Headache, drowsiness and weakness as well as nausea, vomiting and difficulties to swallow were subjectively reported symptoms mainly observed after inhalation of high concentrations of phosphoryl trichloride. In a few cases, enlarged liver, albuminuria and anaemia were also reported, but it is not clear whether these effects resulted from the exposure (Rumpf 1908). The described effects may persist for several weeks or months.

Most toxic symptoms occur after a latency period of some hours (no quantitative data available). Increased sensitivity to infections and to irritants are frequently observed consequences after inhalation exposure to phosphoryl trichloride (Herzog and Pletscher 1955, Sassi 1954).

After oral ingestion, phosphoryl trichloride causes severe damage to the tissues of the gastrointestinal tract by denaturing proteins (Weichardt 1957).

7.2.2. Animal data

Mice showed signs of cholinergic poisoning after intraperitoneal administration of phosphoryl trichloride (ED₅₀ = 12 mg/kg bw in corn oil). The substance inhibited serum butyrylcholine esterase (BChE) at sublethal doses and muscle acetylcholine esterase (AChE) at lethal doses, but it did not affect brain AChE. The inhibiting effect can be attributed to selective phosphorylation of the esteratic site. The actual phosphorylating agent is phosphorodichloridic acid. Phosphoryl trichloride inhibited brain AChE in house flies (Quistad et al. 2000, Segall et al. 2003).

Inhalation

Some of the older studies are not well documented. Specifically, the time of inhalation is not always given together with LC50 data.

SCOEL/REC/181 Phosphoryl Trichloride

During 4-hour exposures to a concentration of 930–1 070 mg/m³, made to determine the LC₅₀ for phosphoryl trichloride and phosphoryl chloride, experimental animals (rats and guinea pigs) showed agitation, indications of irritation, chromodakryorhea around the eyes and laboured breathing (Butjagin 1904).

LC50 values are 48.4 ppm (308 mg/m³) for rats and 52.5 ppm (335 mg/m³) for guinea pigs (4-hour exposure). Neutralising the pH by simultaneous exposure to ammonia resulted in slightly lower LC50 values (44 ppm or 283 mg/m³ for rats, 41 ppm or 263 mg/m³ for guinea pigs) (Weeks 1964). LC50 values for rats reported in other studies were 11.1 ppm (71 mg/m³), 17.3 ppm (110 mg/m³) and 31.4 ppm (200 mg/m³) (Marhold 1972, Marhold and Čížek 1957, Mobil Co 1977a, Roshchin and Molodkina 1977).

The concentration–response regression was very steep for phosphoryl trichloride: LC₁₆ = 56, LC₅₀ = 71 and LC₈₄ = 89 mg/m³. [Comparison to phosphorus trichloride: LC₁₆ = 140, LC₅₀ = 220 and LC₈₄ = 310 mg/m³ (Molodkina 1971).]

Rats and guinea pigs exposed to phosphoryl trichloride had dark red lungs with scattered red areas. Phosphoryl trichloride caused desquamation of the epithelium as well as oedemas and haemorrhage (Weeks et al. 1964). Inhalation exposure of rats, mice, rabbits and guinea pigs to phosphoryl trichloride at lethal concentrations caused acute irritation of the respiratory tract as well as dystrophic changes in the central nervous system, the liver and the kidney (Molodkina 1971). Besides, weakness, loss of coordination in movements, sweating, laboured breathing, increased lacrimation and opacity of the cornea were observed in rats and guinea pigs after inhalation exposure to phosphoryl trichloride at lethal concentrations. No species-specific differences (mouse, rat, guinea pig) were observed (Molodkina 1971 and 1974).

The effects of a single 4-hour low-level inhalation exposure on rodents were also examined (Molodkina 1974, Payne et al. 1993, Weeks et al. 1964). The oxygen consumption was decreased (37.0 ml/kg/min in control animals; 30.5 ml/kg/min in exposed animals) at 6 mg/m³ (1 ppm), whereas the relative lung weight was increased (0.87 control animals; 0.95 exposed animals). At 1 mg/m³ (0.157 ppm), only a decrease in breathing rate (164 min⁻¹ in control animals; 143 min⁻¹ in exposed animals) was detected.

Oral exposure

An oral LD₅₀ has been reported for rats of 380 mg/kg (in vegetable oil, Molodkina 1971). LD₁₆ and LD₈₄ values were 250 and 580 mg/kg bw, respectively. Corresponding values for phosphorus trichloride were 430, 550 and 675 mg/kg bw (Molodkina 1971).

Decreased locomotor activity, piloerection, ptosis, suspected blood around the eyes and loss of righting reflex occurred in rats after a single oral dose of phosphoryl trichloride (50, 100, 200, 300 and 400 mg/kg). All rats died at the highest dose and 90 % died at 200 and 300 mg/kg. The surviving animals recovered within 1 week and were necropsied after 2 weeks for further examination. The lungs fused to the rib cage at 50 mg/kg and at 100 mg/kg, and were filled with a white mass. Besides, irregular thickening of the cardiac mucosa occurred at this dose. Chronic pulmonary disease was observed at 50 mg/kg and above (Mobil Co 1977a).

SCOEL/REC/181 Phosphoryl Trichloride

Dermal exposure

The dermal LD₅₀ for rabbits was 1 000 mg/kg in males and 631 mg/kg in females; an LD₅₀ could not be determined (Mobil Co 1977a).

Acute toxicity of related compounds and metabolites

The LD₅₀ for the related compound phosphorus trichloride was 550 mg/kg in rats after oral application (Roshchin and Molodkina 1977) and the inhalation LC₅₀ was 104 ppm (662 mg/m³) for rats and 50.1 ppm (319 mg/m³) for guinea pigs (Weeks et al. 1964).

The inhalation LC₅₀ of the hydrolysis product hydrochloric acid is 1110 ppm (1665 mg/m³) for rats and the oral LD₅₀ value for rats is 220–237 mg/kg. The other metabolite, phosphoric acid, has an oral LD₅₀ value of 1 530 mg/kg in rats (Butjagin 1904, Greim 2001).

7.3. Specific Target Organ Toxicity/Repeated Exposure**7.3.1. Human data**

In a phosphoryl trichloride production plant, workers were exposed to 10–20 mg/m³ (1.5–3 ppm) of this substance during loading operations. In some areas, the concentration of phosphoryl trichloride frequently increased to 70 mg/m³ (11 ppm) as a result of leaks (Sassi 1954). Effects of peak exposures occurred about 1–3 hours after inhalation, while symptoms after chronic poisoning at 10–20 mg/m³ became manifest after 1–7 weeks. Reported symptoms were ocular and respiratory irritations, cough, acute dyspnoea and asthmatic bronchitis. Pulmonary emphysema as well as slight leukocytosis and neutrophilia developed subsequently. In many cases, recovery was not complete within the time of follow-up and irreversible damage developed in some severe cases.

Tharr and Singal (1980) examined the effects of phosphoryl trichloride exposure at unstated levels on 37 workers. Sixty-five per cent of the exposed workers (24/37) but only 5 % of unexposed control persons (1/22) suffered from intermittent respiratory distress, such as laboured breathing, chest tightness and wheezing. Bronchitis and cough occurred in 30 % of the exposed and in 14 % of the unexposed workers. However, lung function tests did not reveal differences between exposed and unexposed persons. Also, the duration of exposure did not significantly influence lung function.

Two years later, 26 of the previously exposed and 11 of the unexposed workers participated in a follow-up study to determine possible long-term consequences (Moody 1981). Half of the subjects (13/26) in the exposed group still suffered from breathing difficulties, while the unexposed persons did not show any symptoms. Five of these 13 workers exposed to phosphoryl trichloride considered the symptoms to be work-related. Because of the small sample size and poor information on exposure concentrations, no reliable conclusion can be drawn from these data (Henschler 1984, Payne et al. 1993).

7.3.2. Animal data

7.3.2.1. Inhalation

Rats and guinea pigs were exposed to phosphoryl trichloride at concentrations of 1.34 mg/m³ (0.2 ppm) and 0.48 mg/m³ (0.08 ppm), 4 hours per day, 5 days per week over a period of 4 months with a 4-month post-exposure observation period (Molodkina 1971, Roshchin and Molodkina 1977). Body weight loss, changes in breathing rate and oxygen consumption as well as irritation of the respiratory tract were observed. Exposure to phosphoryl trichloride at 1.34 mg/m³ (0.2 ppm) caused severe irritation of the respiratory tract followed by chronic rhinitis, tracheitis, bronchial catarrh with desquamation of the epithelia and hyperplasia of the mucous glands. Dystrophic changes of liver, brain tissue and kidney were also observed at this concentration. In addition, signs of enterocolitis occurred after 4 months of inhalation exposure. Besides, dose-dependent cytogenetic damages in the bone marrow, changes in bone tissue, calcification of the renal tubuli and of the testis as well as decreased sperm motility occurred. The recovery of rats and guinea pigs was still incomplete 4 months after terminating the exposure. Especially the respiratory passages remained affected (no further details given; Roshchin and Molodkina 1977). At the lower concentration (0.48 mg/m³, 0.08 ppm), the observed effects on body weight, increased relative kidney weight and the respiratory tract effects were less pronounced. The recovery of the low-dosed animals was complete 4 months post-exposure (Roshchin and Molodkina 1977).

Because only mild and reversible subchronic effects and no obvious mutagenic activities were detected at 0.48 mg/m³ (0.08 ppm) the authors characterised this concentration as "near to chronic threshold" (Henschler 1984, Molodkina 1971, Roshchin and Molodkina 1977). Accordingly, OECD SIDS (2004) considered this concentration to be the LOAEC for weight loss, respiratory irritation and increased kidney weights.

The effects of hydrochloric acid, one of the metabolites of phosphoryl trichloride (hydrolysis product), were studied after 90 days of inhalation exposure in rats and mice (CIIT 1984). The animals were exposed to 0 (control), 10, 20 and 50 ppm (0, 15, 30 and 75 mg/m³). In the high dose group, both rats and mice had decreased body weight gain. Hydrochloric acid produced dose- and time-dependent inflammatory changes of the nasal cavity in rats in all dose groups. Exposed mice developed cheilitis (at 50 ppm) and eosinophilic globules in the nasal turbinates (all concentrations). There was no effect on haematology, clinical chemistry and urinalysis in any of the groups. No sign of systemic toxicity was reported, but the authors considered systemic effects as a possible result of irritation/corrosion. The NOAEC for local effects caused by hydrochloric acid was < 10 ppm (15 mg/m³) in rats and mice (CIIT 1984).

7.3.2.2. Oral exposure

No data were available.

7.3.2.3. Dermal exposure

No data were available.

7.3.3. In vitro data

No data are reported.

7.4. Irritancy and corrosivity

It has been discussed in the past that the degradation products hydrochloric acid and phosphoric acid contribute to the strong irritating and corrosive effects of phosphoryl trichloride.

7.4.1. Human data

Redness, inflammation and corrosion were observed after accidental dermal exposure to phosphoryl trichloride. The intensity of the described effects was dependent on the concentration and on the degree of humidity (of the air and the skin) (Weichardt 1957).

Inhalation of phosphoryl trichloride causes severe irritation of the mucous membranes and of the eyes. Besides, corrosion of the dental enamel was reported (Henschler 1984, McLaughlin 1946, Roshchin and Molodkina 1977). Severe irritation and corrosion of the respiratory tract followed by inflammation processes in the lung and the bronchial tubes in particular were reported, even leading to pulmonary oedemas (Henschler 1984).

An irritation threshold (concentration inducing subjective discomfort) of 1.0 mg/m³ (0.157 ppm) was determined after a 1-minute exposure of human volunteers to phosphoryl trichloride (Molodkina 1971 and 1974, Radionova and Ivanov 1979, Roshchin and Molodkina 1977). However, these studies are not well documented.

7.4.2. Animal data

7.4.2.1. Skin

Application of undiluted phosphoryl trichloride on the shaved skin of rabbits caused swelling of the skin folds, formation of haemorrhagic fissures and poorly curing ulcers. Hyperaemia and punctiform haemorrhage occurred after brushing mouse-tails with phosphoryl trichloride (Molodkina 1971, Radionova and Ivanov 1979).

7.4.2.2. Eyes

Irreversible, necrotic changes and total blindness were caused by instillation of concentrated phosphoryl trichloride into the rabbit eye (Molodkina 1974).

7.4.2.3. Respiratory tract

In the study by Weeks et al. (1964), rats and guinea pigs were exposed for 4 hours to phosphoryl trichloride and its hydrolysis products; hydrolysis in the inhaled air was calculated to be 15 %. Phosphoryl trichloride caused irritating and corrosive effects on the mucosa of the respiratory tract (and of the eyes) of animals exposed to sublethal and lethal concentrations. Ammonia neutralisation of hydrolysis products appeared to lessen the sensory effects (judging from behavioural response of animals to irritation of airways) but did not decrease the toxicity. Desquamation of the tracheal and bronchial epithelia led to plugging of the respiratory lumen. The irritative effect of the related compound phosphorus trichloride was reported to be more pronounced (Roshchin and Molodkina 1977), which is probably due to a higher hydrolysis rate (Weeks et al 1964).

SCOEL/REC/181 Phosphoryl Trichloride

Inhalation exposure at lethal and sublethal concentrations caused acute irritation of the respiratory tract as well as necroses of mucous membranes of the trachea, bronchi and bronchioles. Oedemas of the walls of the alveoli did also occur (Molodkina 1971). An "irritation threshold" of 1 mg/m³ was determined for rats by measuring the decrease in the breathing rate of the animals (for further details, see Section 7.2.2; Molodkina 1971 and 1974, Roshchin and Molodkina 1977).

The related substance phosphorus trichloride exerts effects similar to phosphoryl trichloride and is also hydrolysed to hydrochloric acid (and phosphoric acid). The irritant potency of phosphorus trichloride is 5–6 times higher than that of hydrochloric acid (Henschler 1984, NRC 2011). In the study by Weeks et al. (1964), hydrolysis in the inhaled air was calculated to be 40 %. Ammonia neutralisation of hydrolysis products decreased the toxicity, significantly in guinea pigs.

7.4.3. In vitro data

No data are reported.

7.5. Sensitisation**7.5.1. Human data**

No data were available.

7.5.2. Animal data

No data on phosphoryl trichloride were available.

Its metabolite hydrochloric acid produced no sensitisation in a guinea pig maximisation test at a concentration of 1 % dissolved in 70 % ethanol. Besides, a 5 % solution of hydrochloric acid, applied to the mouse ear 7 days after uncovered application of a 1 % solution on 4 consecutive days to the abdominal skin did not induce sensitisation (Gad et al 1986).

7.5.3. In vitro data

No data are reported.

7.6. Genotoxicity**7.6.1. Human data**

No data were available.

7.6.2. Animal data

Cytogenetic damage (chromosomal aberrations) in the bone marrow of rats was observed after 4 months of inhalation exposure to phosphoryl trichloride at a concentration of 1.34 mg/m³ (0.2 ppm). No significant changes were detected at

SCOEL/REC/181 Phosphoryl Trichloride

0.48 mg/m³ (0.08 ppm) (Roshchin and Molodkina 1977). However, since no details of the experimental design, controls etc. were given, this information cannot be adequately assessed (NIWL 1999). Due to the chemical properties of phosphoryl trichloride, a transfer of the compound to the bone marrow following inhalation exposure is considered unlikely (OECD SIDS 2004).

7.6.3. In vitro

Phosphoryl trichloride gave negative results (with and without metabolic activation) in an Ames test with *Salmonella typhimurium* and in *Saccharomyces cerevisiae* at concentrations of 0.001–5 µl/plate (Mobil Co 1977b).

The hydrolysis product hydrochloric acid also gave negative results at 0.001–5 µl/plate in an Ames test with and without S9 mix (Isquith et al. 1988). Hydrochloric acid was not mutagenic in a DNA repair assay with *Bacillus subtilis*, but showed ambiguous results in another DNA repair test with *Escherichia coli* (McCarroll et al. 1981a and b).

A cytogenetic assay performed with Chinese hamster ovary (CHO) cells was positive for hydrochloric acid at 10 or 14 mM (pH 5.8 or 5.5) with and without metabolic activation (Morita et al. 1989). In another cytogenetic assay, hydrochloric acid did not cause genotoxic effects in mouse lymphoma cells incubated with 0.1–0.8 µl/ml (Isquith et al. 1988).

No data on phosphoric acid were available.

7.7. Carcinogenicity**7.7.1. Human data**

No data were available.

7.7.2. Animal data

No data on phosphoryl trichloride were available.

The carcinogenic potential of the hydrolysis product hydrochloric acid was tested in an inhalation study with SD rats. One hundred rats per group were exposed to air or to 10 ppm (14.9 mg/m³) hydrochloric acid or were kept unexposed for lifetime (128 weeks). No differences in body weight or mortality rate and no neoplastic or preneoplastic nasal lesions occurred in any of the animals. However, an increased number of hyperplasia of the larynx (26/99) and trachea (22/99) was detected in the exposed rats compared to the air control rats (2/99 and 6/99). The total tumour incidences in various organs were similar in all groups [19/99 (exposed), 25/99 (air control) and 24/99 (colony control)]. Hydrochloric acid did not cause histopathological changes in lung, liver, kidney and testes and did not produce gross lesions (Sellakumar et al. 1985).

Oral administration of hydrochloric acid (5–10 times per week) at concentrations of 90–360 mg/kg over a period of 11 months did not increase the tumour incidence in mice. Besides, it did not act as a tumour promoter after pre-treatment of the mice with a

known carcinogen. However, only the gastrointestinal tract of the mice was probably examined (Dyer et al. 1946).

7.8. Reproductive toxicity

7.8.1. Human data

No data were available.

7.8.2. Animal data

7.7.2.1. Fertility

Decreased sperm motility was observed in rats and guinea pigs after inhalation exposure to phosphoryl trichloride at 1.34 mg/m³ (0.2 ppm) over a period of 4 months. No specific effects were reported for the lower exposure level of 0.48 mg/m³ (0.08 ppm) in that study (no further details given; Roshchin and Molodkina 1977). Inhalation exposure of female rats to phosphoryl trichloride at concentrations of 0.4 and 1.0 mg/m³ (0.06 and 0.16 ppm) over a period of 4 months decreased the number of primary follicles and intensified the process of atresia. Besides, phosphoryl trichloride induced changes in the oestrous and ovarian cycle. The author considered these effects as secondary to general toxicity, since they were always accompanied by signs of poisoning (Pashkova 1973).

Both studies are only poorly documented and therefore inadequate for risk assessment.

No data were available on the effects of hydrochloric acid or phosphoric acid on fertility.

7.7.2.2. Developmental toxicity

No data were available.

7.8.3. In vitro data

No data were available.

7.9. Mode of action and adverse outcome pathway considerations

Due to its high chemical reactivity, phosphoryl trichloride is considered a portal-of-entry toxicant and it is not considered to reach internal organs. However secondary effects, including hypoxia due to lung damage (OECD SIDS 2004), may occur. Thus, preventing portal-of-entry toxicity should prevent internal organ effects.

7.10. Lack of specific scientific information

There is a specific lack of human epidemiological studies and of experimental data upon long-term inhalation exposure.

SCOEL/REC/181 Phosphoryl Trichloride

8. GROUPS AT EXTRA RISK

No data are available.

9. REFERENCES

ACGIH, American Conference of Governmental Industrial Hygienists (2010). Phosphorus oxychloride (1979). In: ACGIH, Documentation of the threshold limit values and biological exposure indices. Cincinnati, Ohio.

BAUA, Bundesanstalt für Arbeitsschutz und Arbeitsmedizin (2006). TRGS 900 "Arbeitsplatzgrenzwerte", Germany. <http://www.baua.de/de/Themen-von-A-Z/Gefahrstoffe/TRGS/TRGS-900.html>

Bayer Chemicals (2004). Phosphoryl trichloride. Internal data on production, processing, use pattern, and workplace exposure, cited in OECD SIDS 2004.

BEK (2011). Bekendtgørelse om ændring af bekendtgørelse om grænseværdier for stoffer og materialer, BEK nr 1134 af 01/12/2011 (Gældende), Ministerium: Beskæftigelsesministeriet, Journalnummer: Beskæftigelsesmin, Arbejdstilsynet, j.nr. 2011007144, Denmark.
<https://www.retsinformation.dk/pdfPrint.aspx?id=139131>

Buechel KH, Moretto H-H, Woditsch P (2000). Industrial Inorganic Chemistry (2. ed). Weinheim, Wiley-VCH, 86-90.

Buess H, Lerner R (1956). Über Asthma bronchiale und asthmoide Bronchitis in der chemischen Industrie. Z Präventivmed 2:59-74, cited in Henschler 1984.

Butjagin PW (1904). Experimentelle Studien über den Einfluss technisch und hygienisch wichtiger Gase und Dämpfe auf den Organismus. Arch Hygiene 49:307-335.

CIIT, Chemical Industry Institute of Toxicology (1984). Ninety-day inhalation toxicity study of hydrogen chloride gas in B6C3F1 mice, Sprague-Dawley and Fischer-344 rats. ToxiGenics unpublished report 420-1087, cited in OECD SIDS 2004.

DFG, Deutsche Forschungsgemeinschaft (2016). List of MAK and BAT Values 2016: Maximum Concentrations and Biological Tolerance Values at the Workplace. Chapter II List of Substances. http://onlinelibrary.wiley.com/book/10.1002/3527600418/homepage/access_to_the_list_of_mak_and_bat_values

Dyer HM, Kelly MG, Dunn TB (1946). Effect of administration of hot water, acids, alkali, mecholyl chloride, or atropine sulphate upon gastric mucosa of mice. J Natl Cancer Inst 7:67, cited in OECD SIDS 2004.

EC, European Commission (2013). Regulation No 1272/2008, on classification, labelling and packaging of substances and mixtures, amending and repealing Directives 67/548/EEC and 1999/45/EC, and amending Regulation (EC) No 1907/2006.

SCOEL/REC/181 Phosphoryl Trichloride

ECHA, European Chemical Agency (2015). ECHA inventory database on Phosphoryl trichloride. <http://echa.europa.eu/information-on-chemicals/cl-inventory-database/-/cl-inventory/view-notification-summary/94437>

ECHA, European Chemicals Agency. Database for information on registered substances. <http://echa.europa.eu/web/guest/information-on-chemicals/registered-substances> (accessed 19 April 2013).

Gad SC, Dunn BJ, Dobbs DW, Reilly C, Walsh RD (1986). Development and validation of an alternative dermal sensitization test: the mouse ear swelling test (MEST). *Toxicol Appl Pharmacol* 84:93-114.

GESTIS (2015). GESTIS database on hazardous substances. IFA Institut für Arbeitssicherheit der Deutschen Gesetzlichen Unfallversicherung, Germany. <http://limitvalue.ifa.dguv.de/>

GKV, Grenzwertverordnung (2011). BGBl. II Nr. 429/2011. Verordnung des Bundesministers für Arbeit, Soziales und Konsumentenschutz über Grenzwerte für Arbeitsstoffe sowie über krebserzeugende und über fortpflanzungsgefährdende (reproduktionstoxische) Arbeitsstoffe, Grenzwertverordnung (GKV), Austria. <http://www.arbeitsinspektion.gv.at/NR/rdonlyres/F173280B-D4FB-44D2-8269-8DB2CB1D2078/0/GKV2011.pdf>

Greim H (ed) (2001). Gesundheitsschädliche Arbeitsstoffe, Toxikologisch-arbeitsmedizinische Begründungen von MAK-Werten, 32. Lfg. DFG, Deutsche Forschungsgemeinschaft, Wiley-VCH Verlag, Weinheim, Germany.

Henschler D (ed) (1984). Gesundheitsschädliche Arbeitsstoffe, Toxikologisch-arbeitsmedizinische Begründungen von MAK-Werten, 10. Lfg. DFG, Deutsche Forschungsgemeinschaft, Wiley-VCH Verlag, Weinheim, Germany.

Herzog H, Pletscher A (1955). Die Wirkung von industriellen Reizgasen auf die Bronchialschleimhaut des Menschen. *Schweiz Med Wochenschr* 85:477-481.

HS, Health and Safety (2013). Workplace Exposure Standards and Biological Exposure Indices Effective from February 2013 7th Edition. The Ministry of Business, Innovation and Employment, New Zealand. <http://www.business.govt.nz/worksafe/information-guidance/all-guidance-items/workplace-exposure-standards-and-biological-exposure-indices/workplace-exposure-standards-and-biological-indices-2013.pdf>

HSA, Health and Safety Authority (2011). 2011 Code of Practice for the Safety, Health and Welfare at Work (Chemical Agents) Regulations 2001 (S.I. No. 619 of 2001), Health and Safety Authority, Ireland.

HSE, Health and Safety Executive (2011). EH40 (Second edition, Health and Safety Executive (HSE), UK. <http://www.hse.gov.uk/pubns/priced/eh40.pdf>

INRS, Institut National de Recherche et de Sécurité (2012). Valeurs limites d'exposition professionnelle aux agents chimiques en France, France. <http://www.inrs.fr/media.html?refINRS=ED%20984>

INSHT, Instituto Nacional de Seguridad e Higiene en el Trabajo (2011). Limites de Exposicion profesional para agentes quimicos en Espana, Spain. http://www.insht.es/InshtWeb/Contenidos/Documentacion/TextosOnline/Valores_Limite/limites2011/Limites2011web.pdf

IRSST, Institut de Recherche Robert Sauvé en Santé et en Sécurité du Travail (2010). Québec, Canada. <http://www.irsst.qc.ca/en/-RSST62-53-3.html>

Isquith A, Matheson D, Slesinski R (1988). Genotoxicity studies on selected organosilicon compounds: in vitro assays. *Food Chem Toxicol* 26:255-261.

Majzoobi M, Radi M, Farahnaky A, Jamalian J, Tongdang T (2009). Physico-chemical properties of phosphoryl chloride, Cross-linked wheat starch. *Iranian Polymer Journal* 18:491-499.

Marhold J (1972). Sborník výsledků toxikologického vyšetření látek a přípravků. Institut pro Výchovu Vedoucích Pracovníků Chemického Průmyslu, Praha, Czechoslovakia (in Czech).

Marhold J, Čížek J (1957). Akutní jedovatost fosforových insekticidů, jejich isomerů a meziproduktů při výrobě. *Prac Lek* 9:390-393 (in Czech).

McCarroll NE, Keech BH, Piper CE (1981a). A microsuspension adaption of the *Bacillus subtilis* "rec" assay. *Environ Mutagen* 3:607-616, cited in OECD SIDS 2004.

McCarroll NE, Piper CE, Keech BH (1981b). An *E. coli* microsuspension assay for the detection of DNA damage induced by direct-acting agents and promutagens. *Environ Mutagen* 3:429-444, cited in OECD SIDS 2004.

McLaughlin RS (1946). Chemical burns of the human cornea. *Am J Ophthalmol* 29:1355-1362.

Mobil Co (1977a). Acute toxicity of MCTR 191-77: Report on oral LD50 in rats. Cannon Laboratories Inc., Edison, NJ, Report No. 7E-6998, Mobil internal report (unpublished report), cited in OECD SIDS 2004.

Mobil Co (1977b). Mutagenicity evaluation of MCTR 191-77, Litton Bionetics Inc., Edison, NJ, Report No. 2683, Mobil internal report (unpublished report), cited in OECD SIDS 2004.

SCOEL/REC/181 Phosphoryl Trichloride

Molodkina NN (1971). Peculiarities of the biological action exerted by phosphorus oxychloride. Gig Tr Prof Zabol 10:30-41.

Molodkina NN (1974). Comparative toxicity of the chloride compounds of phosphorus (POCl₃, PCl₃, PCl₅) in single and repeated exposures. Toksikologiya Novykh Promyshlennykh Khimicheskikh Veshchestv 13:107-114.

Moody PL (1981). Health Hazard Evaluation Report HETA 81-089-965. FMC Corporation, Nitro, West Virginia, NIOSH, Cincinnati, Ohio, cited in Payne et al 1993.

Morita T, Watanabe Y, Takeda K, Okumura K (1989). Effects of pH in the in vitro chromosomal aberration test. Mutat Res 225:55-60, cited in OECD SIDS 2004.

MoSH, Ministry of Social Affairs and Health (2012). HTP-värden 2012. Koncentrationer som befunnits skadliga. Social- och hälso vardsministeriets publikationer 2012:6, Finland.
http://www.ttk.fi/files/2610/STM_2012_6_HTP_SWE_web.pdf

NIOSH, National Institute for Occupational Safety and Health (2007). Pocket guide to chemical hazards. Department of health and human services. Centers for Disease Control and Prevention, USA.
<http://www.cdc.gov/niosh/docs/2005-149/pdfs/2005-149.pdf>

NIOSH, National Institute for Occupational Safety and Health (2015). Phosphorus oxychloride from the NIOSH Pocket Guide.
<http://www.cdc.gov/niosh/npg/npgd0508.html>

NIWL, National Institute for Working Life (1999). Montelius J (ed.). Consensus report for phosphorus chlorides. In: Scientific basis for Swedish occupational standards XX. Arbete och Hälsa 26:7-14. National Institute for Working Life, Solna, Sweden.

NJDH, New Jersey Department of Health and Senior Services (2001). Hazardous Substance Data Sheet: Phosphorous Oxychloride.

NRC, National Research Council (2011). Acute exposure guideline levels for selected airborne chemicals, Vol 10, Appendix 5, Phosphorus oxychloride.
http://www.nap.edu/openbook.php?record_id=13247&page=227.

OECD SIDS, Organisation for Economic Co-Operation and Development (2004). Screening information data set for phosphoryl trichloride, 10025-87-3, p. 111. UNEP Publications.
<http://www.chem.unep.ch/irptc/sids/OECD/SIDS/10025873.pdf> (Accessed on 20-11-2015).

SCOEL/REC/181 Phosphoryl Trichloride

Oltamare M, Bahy M, Desbaumes P, Voinier, B (1975). Intoxication collective professionnelle par l'oxychlorure de phosphore (Collective occupational intoxication by phosphorus oxychloride). *Arch Mal Profs* 36: 438-440.

O'Neil MJ (ed.) (2006). *The Merck Index - An Encyclopedia of Chemicals, Drugs, and Biologicals*. Whitehouse Station, NJ: Merck and Co., Inc., p. 1267

Ontario Ministry of Labour (2013). *Current Occupational Exposure Limits for Ontario Workplaces Required under Regulation 833, Canada*. http://www.labour.gov.on.ca/english/hs/pdf/ontario_oels.pdf

Parlar H, Hartwig A (eds)(2015). Phosphorus oxychloride. *Air monitoring Methods. The MAK Collection for Occupational Health and Safety*. Articles by topic, Wiley online library. <http://onlinelibrary.wiley.com/book/10.1002/3527600418/topics?filter=AIRSmb9882>

Pashkova GA (1973). Comparative evaluation of gonadotropic and toxic effect of tricresol, phosphorus oxychloride, and tricresyl phosphate. *Vopr Gig Tr Profpatol Toksikol Proizvod Ispol'z Fosfororg Plastif* 86-90.

Payne MP, Shillaker RO, Wilson AJ (1993). *HSE Toxicity review 30. Phosphoric acid, phosphorus pentoxide, phosphorus oxychloride, phosphorus pentachloride, phosphorus pentasulphide*, Suffolk, United Kingdom.

Quistad GB, Zhang N, Sparks SE, Casida JE (2000). Phosphoacetylcholinesterase: toxicity of phosphorus oxychloride to mammals and insects that can be attributed to selective phosphorylation of acetylcholinesterase by phosphorodichloride acid. *Chem Res Toxicol* 13:652-657.

Radionova RP, Ivanov NG (1979). Comparison of the level of irritant properties of industrial toxins on the skin and respiratory system. *Toksikologija Novych Promyslennych Chimiceskich Vescestv* 15:58-63/145-150.

RD Royal Decision (Koninklijk besluit) (2014). Revised version valid for after July 2014. In dutch. Koninklijk besluit van 11 maart 2002 betreffende de bescherming van de gezondheid en de veiligheid van de werknemers tegen de risico's van chemische agentia op het werk, Belgium. https://www.google.it/?gfe_rd=cr&ei=2v00Vb7xC6fD8ges7oHQAaw&gws_rd=ssl#q=Koninklijk+besluit+van+11+maart+2002+betreffende+de+bescherming+van+de+gezondheid+en+de+veiligheid+van+de+werknemers+tegen+de+risico%E2%80%99s+van+chemische+agentia+op+het+werk

Riess G (2002). Phosphorus compounds, inorganic. 2. Phosphorus halogen compounds. *Ullmann's encyclopedia of industrial chemistry*. Wiley-VCH Verlag, Weinheim, Germany, cited in OECD SIDS 2004.

SCOEL/REC/181 Phosphoryl Trichloride

Rosenthal T, Baum GL, Frand U, Molho M (1978). Poisoning caused by inhalation of hydrogen chloride, phosphorus oxychloride, phosphorus pentachloride, oxalyl chloride, and oxalic acid. *Chest* 73:623-626.

Roshchin AV, Molodkina NN (1977). Chloro compounds of phosphorus as industrial hazards. *J Hyg Epidemiol Microbiol Immunol* 21:387-394.

Rumpf T (1908). Über Vergiftung durch Phosphoroxychlorid. *Med Klin* 4:1367-1369.

Safe Work Australia (2011). Workplace exposure standards for airborne contaminants date of effect: 22 December 2011, Australia. http://www.safeworkaustralia.gov.au/sites/SWA/about/Publications/Documents/639/Workplace_Exposure_Standards_for_Airborne_Contaminants.pdf

Sassi C (1954). Occupational poisoning by phosphorus oxychloride. *Med Lav* 45:171-177.

SCOEL, Scientific Committee on Occupational Exposure Limits SCOEL/REC/181 (2016) Phosphoryl trichloride.

Segall Y, Quistad GB, Sparks SE, Casida JE (2003). Major intermediates in organophosphate synthetics (PCI3, POCI3, PSCI3, and their diethyl esters) are anticholinesterase agents directly or on activation. *Chem Res Toxicol* 16:350-356.

Sellakumar AR, Snyder CA, Solomon JJ, Albert RE (1985). Carcinogenicity of formaldehyde and hydrogen chloride in rats. *Toxicol Appl Pharmacol* 81:401-406, cited in OECD SIDS 2004.

SUVA, Schweizerische Unfallversicherungsanstalt (2015). Grenzwerte am Arbeitsplatz 2015. MAK-Werte, BAT-Werte, Grenzwerte für physikalische Einwirkungen, Switzerland. [https://extra.suva.ch/suva/b2c/b2c/start.do;jsessionid=1SNHbj-0PppEIAFvO7Ks0eUouc2-TQFykRoe_SAPdq5f-GW926vKwRXNGAkQrfkO;saplb_*= \(J2EE505057620\)505057650](https://extra.suva.ch/suva/b2c/b2c/start.do;jsessionid=1SNHbj-0PppEIAFvO7Ks0eUouc2-TQFykRoe_SAPdq5f-GW926vKwRXNGAkQrfkO;saplb_*= (J2EE505057620)505057650)

SWEA, The Swedish Work Environment Authority (2011). The Swedish Work Environment Authority's provisions and general recommendations on occupational exposure limit values, Sweden. <http://www.av.se/dokument/inenglish/legislations/eng1118.pdf>

Tharr DG, Singal M (1980). Health hazard evaluation determination report HE 78-90-739. National Institute for Occupational Safety and Health (NIOSH), Cincinnati, Ohio, cited in Henschler 1984.

SCOEL/REC/181 Phosphoryl Trichloride

Vaubel W (1903). Hygienische Fürsorge für Betriebsbeamte und Arbeiter. Chem Ztg 76:921. www.inchem.org/documents/kemi/kemi/ah1999_26.pdf

Weeks MH, Musselman NP, Yevich PP, Jacobson KH, Oberst FW (1964). Acute vapor toxicity of phosphorus oxychloride, phosphorus trichloride and methyl phosphonic dichloride. Am Ind Hyg Assoc J 25:470-475.

Weichardt H (1957). Gewerbliche Vergiftungen durch Phosphorchloride. Chem Ztg 81:421-423.

WHO, World Health Organization (1989). Phosphorus trichloride and phosphorus oxychloride. Health and Safety Guide. IPCS International Programme on Chemical Safety. Health and Safety Guide No. 35. <http://www.inchem.org/documents/hsg/hsg/hsg035.htm>

Zhao SL, Zhang J, Zhang WC, Li JG, Zhang H, Li H (2011). Determination of phosphorus oxychloride in the air of workplace by ion chromatography. Zhonghua Lao Dong Wei Sheng Zhi Ye Bing Za Zhi. 2011 Feb. 29(2):148-9 [in Chinese].

HOW TO OBTAIN EU PUBLICATIONS**Free publications:**

- one copy:
via EU Bookshop (<http://bookshop.europa.eu>);
- more than one copy or posters/maps:
from the European Union's representations (http://ec.europa.eu/represent_en.htm);
from the delegations in non-EU countries
(http://eeas.europa.eu/delegations/index_en.htm);
by contacting the Europe Direct service (http://europa.eu/europedirect/index_en.htm)
or calling 00 800 6 7 8 9 10 11 (freephone number from anywhere in the EU) (*).

(*) The information given is free, as are most calls (though some operators, phone boxes or hotels may charge you).

Priced publications:

- via EU Bookshop (<http://bookshop.europa.eu>).

Priced subscriptions:

- via one of the sales agents of the Publications Office of the European Union
(http://publications.europa.eu/others/agents/index_en.htm).



Publications Office

doi: 10.2767/574967

ISBN 978-92-79-64141-1

www.arbeidstilsynet.no